


**Data**

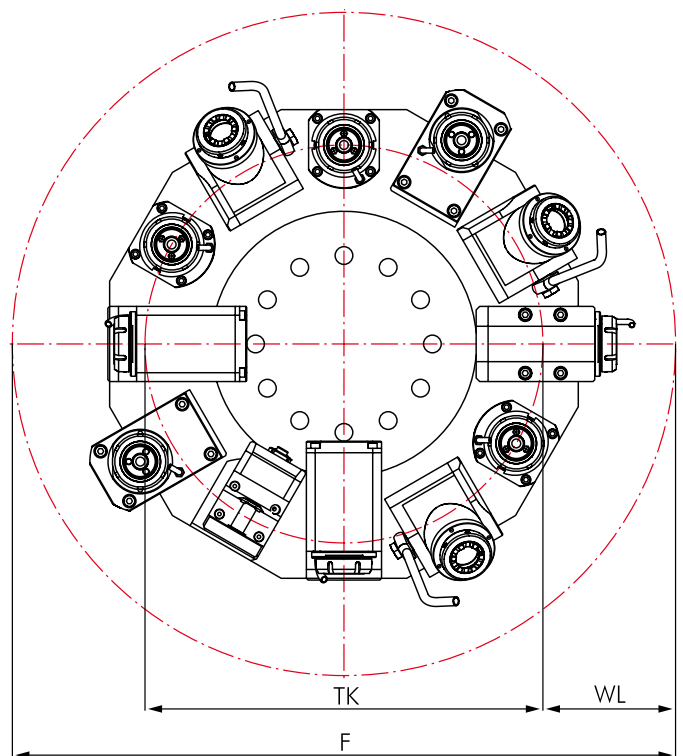
Disc-type Turret	Turret Stations
<b>Drive</b>	<b>DIN 5482 (B 25 x 22)</b>



**Disc-type Turret VDI 60**





**Interference Circles**



The interference circles are depending on your CNC machine. You can find it in your machine instruction manuals.

## Driven Toolholders


	Page		Page		
<b>Straight Unit</b>		204	<b>Angle Unit, adjustable 0-100°</b>		206
<b>Angle Unit</b>		205			

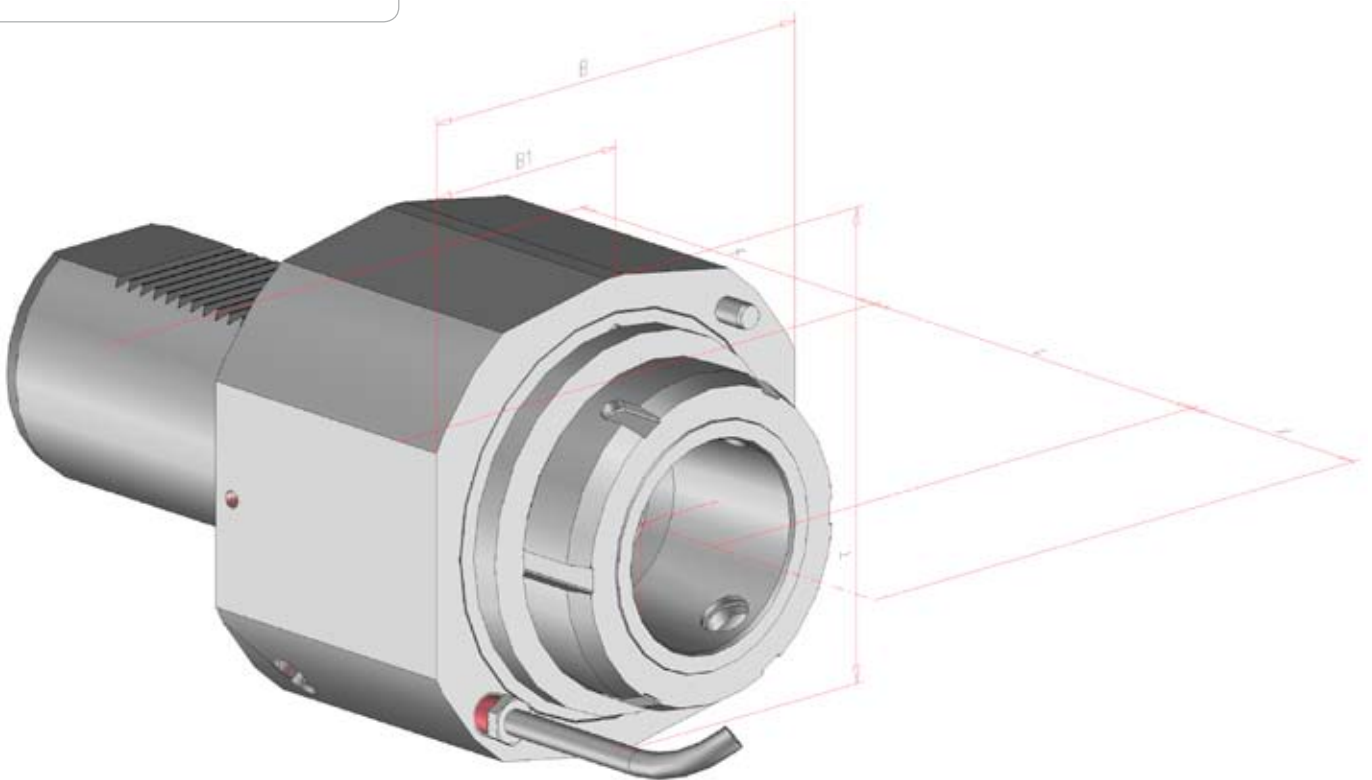
## Options and Accessories

<b>mi Toolholders</b>		mi System Description Toolholders Accessories	275 278-283 283-284
<b>Standard VDI Toolholders</b>		VDI Toolholders Accessories	301-308 309-310
<b>Accessories</b>		Collets DIN 6499 Threading Collets Wrenches Clamping Nuts Sleeves and Bushings	309 309 309 309 310



## Straight Unit

for Turret Manufacturer	
	
with Drive	
<b>DIN 5482 (B 25 x 22)</b>	
Dimensions	
Revolver type	Disc-type Turret
Shank	VDI 60
Drive	DIN 5482 B 25 x 22 Z = 14 Ø 24,5 mm



Order No.	Tool holder	Clamping range mm	Torque max.	n1/n2 (max.) (r.p.m.)	Gear Ratio	Coolant	X mm	L mm	B mm	B1 mm	S mm	T mm
123820	ER 40	3,0-26	140 Nm	4.000 / 4.000	i = 1:1	external	-	118	108	54	94	104
124204	ER 40	3,0-26	140 Nm	4.000 / 4.000	i = 1:1	internal	-	123	106	52	94	96
124206	mi 63		140 Nm	4.000 / 4.000	i = 1:1	internal	-	105	108	54	94	104

# Angle Unit

for Turret Manufacturer

**SAUTER**

with Drive

**DIN 5482 (B 25 x 22)**

Dimensions

Revolver type	Disc-type Turret
Shank	VDI 60
Drive	DIN 5482 B 25 x 22 Z = 14 Ø 24,5 mm

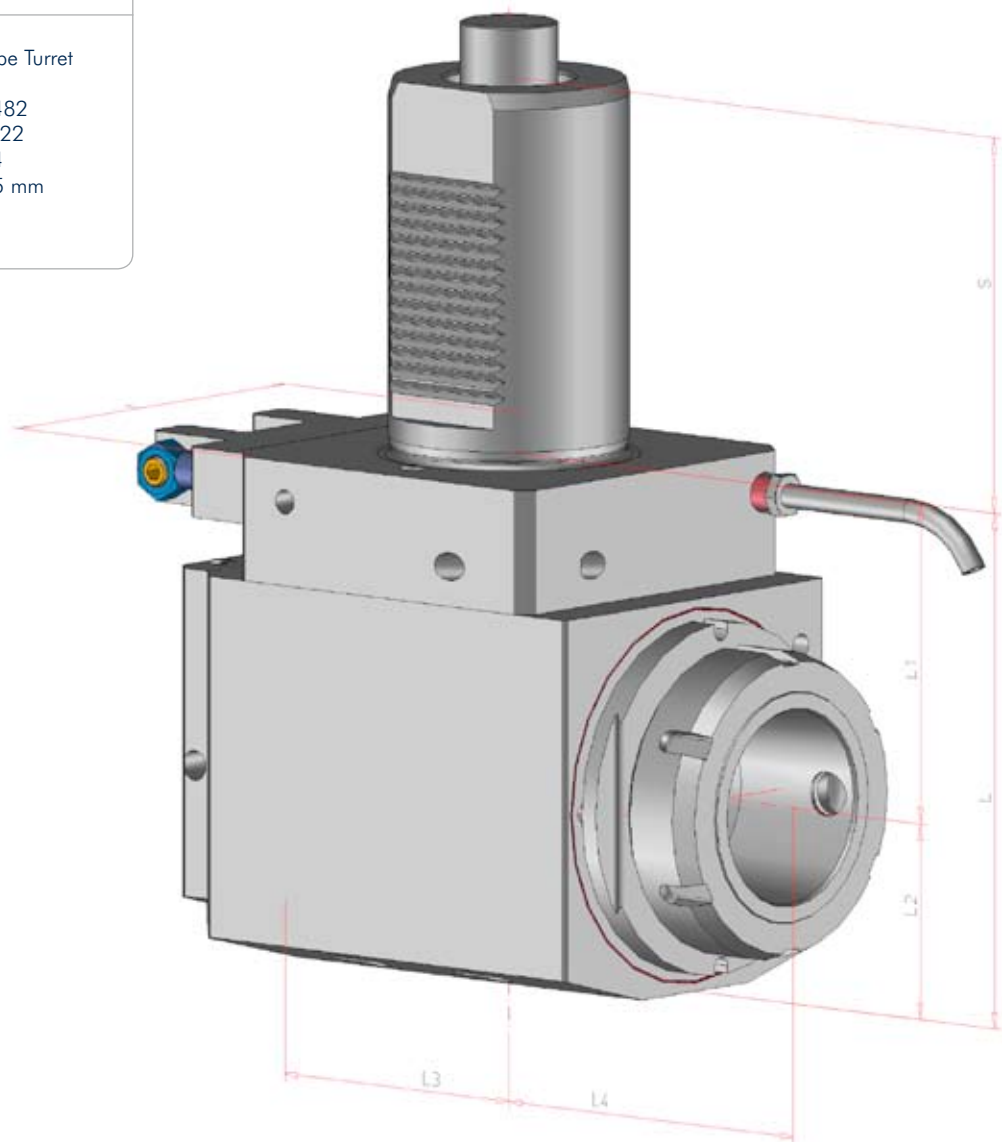


Illustration shows right version

Order No.	Tool holder	Clamping range mm	Torque max.	n1/n2 (max.) (r.p.m.)	Gear Ratio	Coolant	L mm	L1 mm	L2 mm	L3 mm	L4 mm	S mm	T mm
124537	ER 40	3,0-26	80 Nm	5.200 / 5.200	i = 1:1	external	135	85	50	69,0	107,5	94	100
101453	ER 40	3,0-26	80 Nm	6.000 / 6.000	i = 1:1	internal	129	80	49	73,5	107,5	94	100
124823	mi 63		80 Nm	4.000 / 4.000	i = 1:1	internal	130	80	50	73,5	92,0	94	105
133738*	mi 63		80 Nm	4.000 / 4.000	i = 1:1		130	80	50	73,5	92	94	102
*Right version													

# Angle Unit, adjustable 0-100°

for Turret Manufacturer

**SAUTER**

with Drive

**DIN 5482 (B 25 x 22)**

Dimensions

Revolver type	Disc-type Turret
Shank	VDI 60
Drive	DIN 5482 B 25 x 22 Z = 14 Ø 24,5 mm

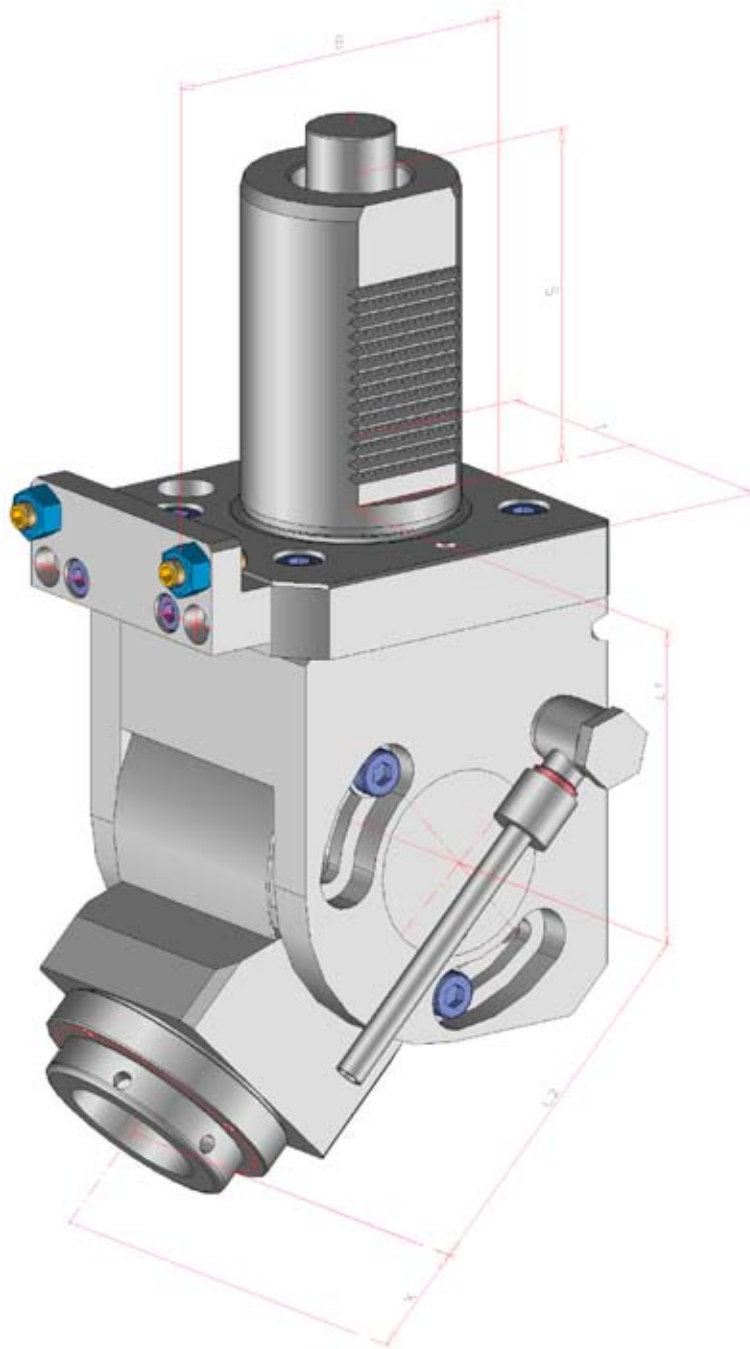


Illustration shows left version

Order No.	Tool holder	Clamping range mm	Torque max.	n1/n2 (max.) (r.p.m.)	Gear Ratio	Coolant	X mm	L mm	L1 mm	L2 mm	B mm	S mm	T mm
125015	ER 32	1,0-20	35 Nm	6.000 / 6.000	i = 1:1	external	-	192,5	88	104,5	107,5	94	106

Picture shows a 90° angle head with ER 25 collet for Index 6300

